

# GOGEBIC COUNTY'S DASHBOARD

## Citizen's Guide

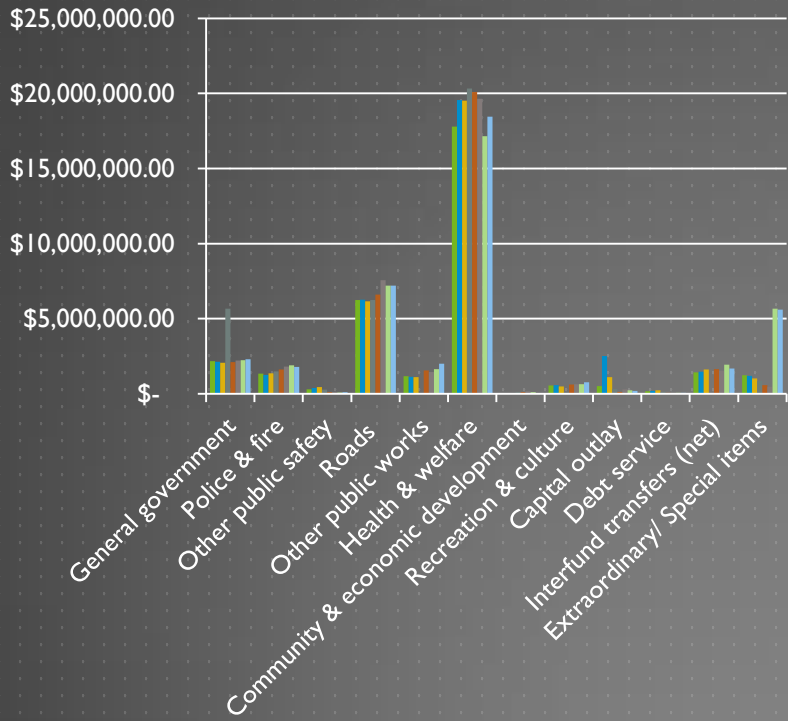
- ▶ Gogebic County is providing you with this Dashboard, a quick assessment of the County's performance.



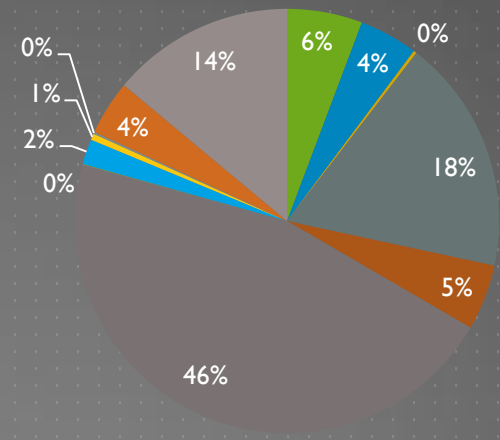


# EXPENDITURES – PROGRESS

Where we spend our money –  
all governmental funds



- 2008
- 2009
- 2010
- 2011
- 2012
- 2013
- 2014
- 2015



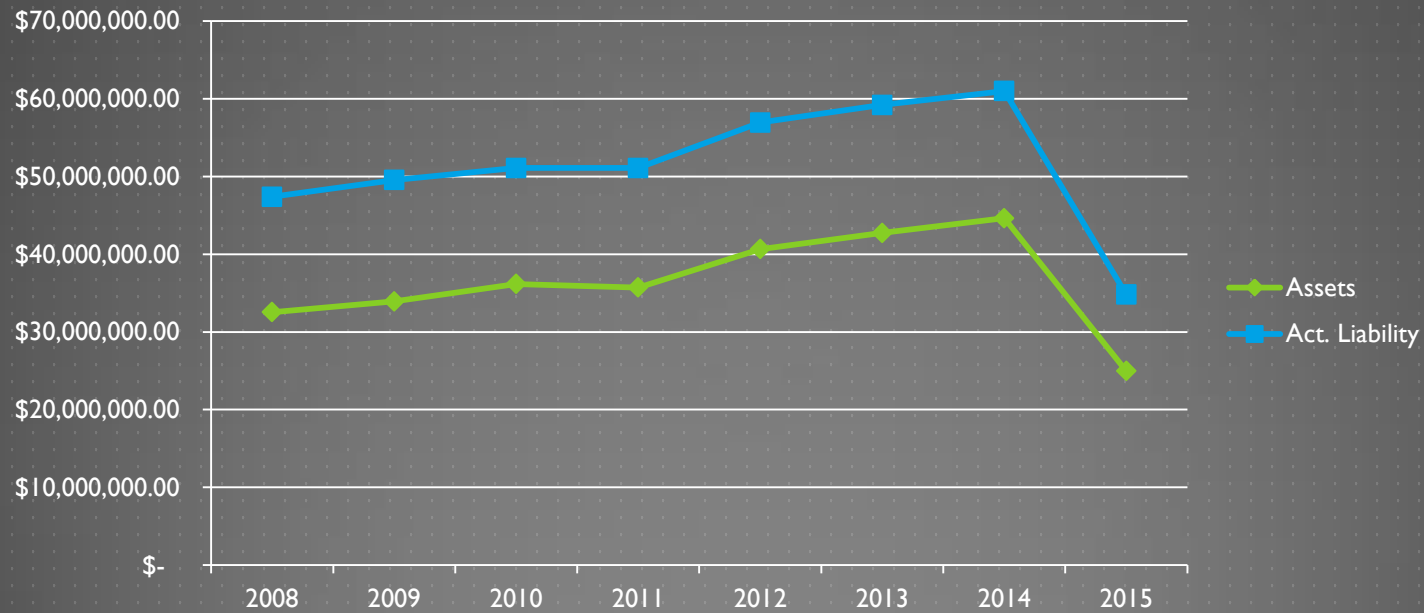
- General government
- Police & fire
- Other public safety
- Roads
- Other public works
- Health & welfare
- Community & economic development
- Recreation & culture
- Capital outlay
- Debt service



# OBLIGATIONS RETIREMENT

Pension – 72% Funded

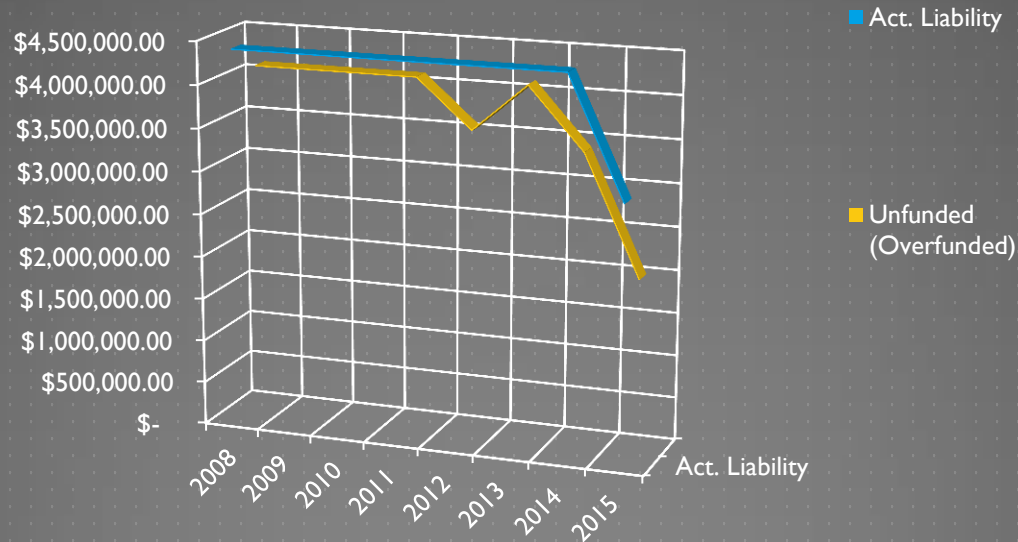
Market Value \$42,055,127.73



# OBLIGATIONS - OPEB

Assets \$1,019,950.00

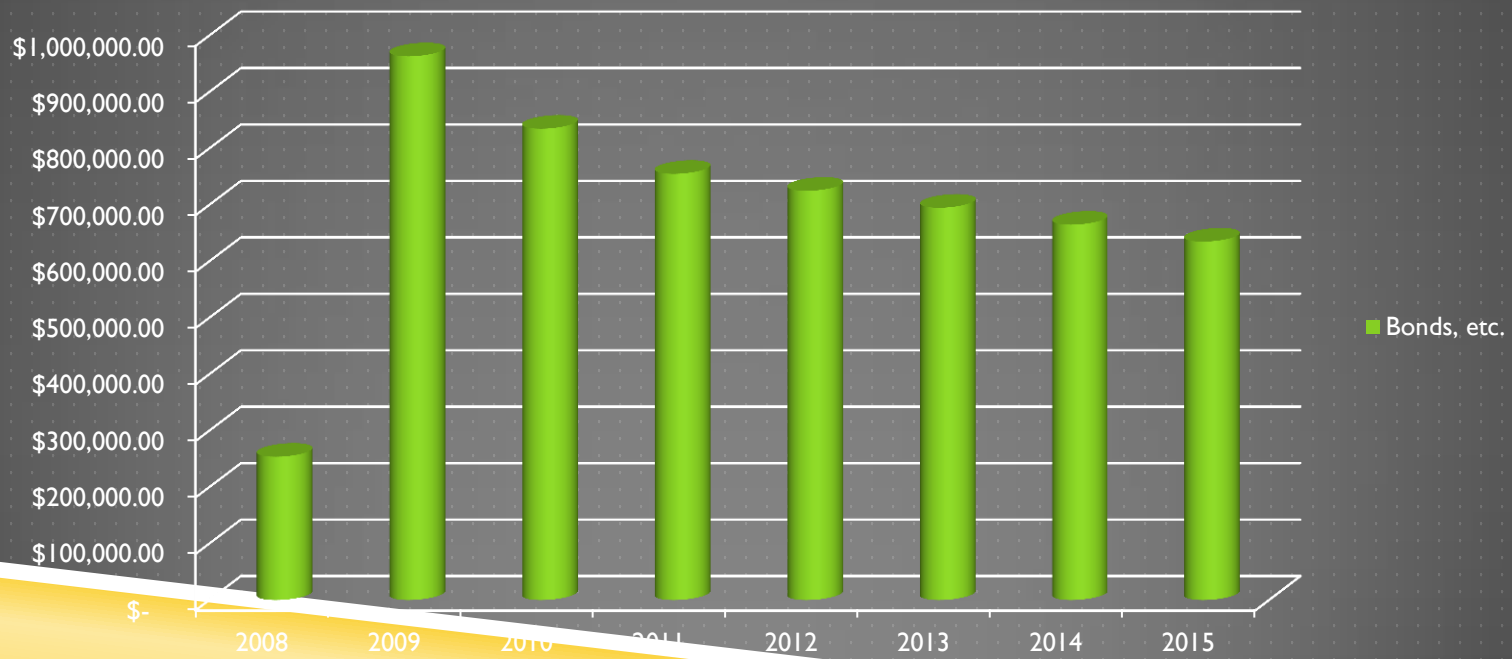
Act. Liability - \$2,993,575.00



# DEBT – JAIL IMPROVEMENT BOND

Bond Balance \$635,000.00

## Bonds, etc.



# BOND

This is the County's bond obligation showing the schedule for debt service.

**\$805,000**  
**COUNTY OF GOGEBIC**  
**CAPITAL IMPROVEMENT BONDS, SERIES 2009**

DEBT SERVICE SCHEDULE

Date	Principal	Coupon	Interest	Total Debt Service	Annual Total
09/01/09			\$9,306.88	\$9,306.88	\$9,306.88
03/01/10	\$25,000.00	4.00%	18,813.75	43,813.75	
09/01/10			18,113.75	18,113.75	61,727.50
03/01/11	25,000.00	4.00%	18,113.75	43,113.75	
09/01/11			17,613.75	17,613.75	60,727.50
03/01/12	30,000.00	4.00%	17,613.75	47,613.75	
09/01/12			17,013.75	17,013.75	64,627.50
03/01/13	30,000.00	4.25%	17,013.75	47,013.75	
09/01/13			16,376.25	16,376.25	63,390.00
03/01/14	30,000.00	4.25%	16,376.25	46,376.25	
09/01/14			15,738.75	15,738.75	62,115.00
03/01/15	30,000.00	4.25%	15,738.75	45,738.75	
09/01/15			15,101.25	15,101.25	60,840.00
03/01/16	35,000.00	4.25%	15,101.25	50,101.25	
09/01/16			14,357.50	14,357.50	64,458.75
03/01/17	35,000.00	4.25%	14,357.50	49,357.50	
09/01/17			13,613.75	13,613.75	62,971.25
03/01/18	35,000.00	4.25%	13,613.75	48,613.75	
09/01/18			12,870.00	12,870.00	61,483.75
03/01/19	40,000.00	4.40%	12,870.00	52,870.00	
09/01/19			11,990.00	11,990.00	64,860.00
03/01/20	40,000.00	4.45%	11,990.00	51,990.00	
09/01/20			11,100.00	11,100.00	63,090.00
03/01/21	40,000.00	4.50%	11,100.00	51,100.00	
09/01/21			10,200.00	10,200.00	61,300.00
03/01/22	45,000.00	4.65%	10,200.00	55,200.00	
09/01/22			9,153.75	9,153.75	64,353.75
03/01/23	45,000.00	4.75%	9,153.75	54,153.75	
09/01/23			8,085.00	8,085.00	62,238.75
03/01/24	50,000.00	4.90%	8,085.00	58,085.00	
09/01/24			6,860.00	6,860.00	64,945.00
03/01/25	50,000.00	5.00%	6,860.00	56,860.00	
09/01/25			5,610.00	5,610.00	62,470.00
03/01/26	50,000.00	5.10%	5,610.00	55,610.00	
09/01/26			4,335.00	4,335.00	59,945.00
03/01/27	55,000.00	5.10%	4,335.00	59,335.00	
09/01/27			2,932.50	2,932.50	62,267.50
03/01/28	55,000.00	5.10%	2,932.50	57,932.50	
09/01/28			1,530.00	1,530.00	59,462.50
03/01/29	60,000.00	5.10%	1,530.00	61,530.00	61,530.00
	<b>\$805,000.00</b>		<b>\$453,110.63</b>	<b>\$1,258,110.63</b>	<b>\$1,258,110.63</b>

Dated Date: 06/01/09      Principal: \$805,000.00  
 Closing Date: 06/04/09      Accrued Interest: 310.23  
 Arbitrage Yield: 4.70621%      Credit Enhancement: 0.00  
    Orig Issue Prem/(Disc): 4,897.75

**\$810,207.98**

dmh\20-GOG5(c)

Mailing Address: 21 Kercheval, Suite 360, Grosse Pointe Farms, Michigan 48236  
 Phone: 1-800-383-MFCI (6324) • 313-884-1550 • Fax 313-884-0626



# PUBLIC SAFETY

This information is provided by the  
Dashboard Crime Statistics

	2011	2012	2013	2014	2015
Violent Crimes	234	278	226	162	82
Property Crimes	294	393	123	124	6
Traffic Injuries /Accidents/ Fatalities	10	5	10	270 (added accidents)	12

# QUALITIES OF LIFE & ECONOMIC STRENGTH – ALL COUNTY WIDE



- ▶ Non-Motorized trails being developed.
- ▶ Parks pertains to County Parks.

Quality	2011	2012	2013	2014	2015
Miles of sidewalks & non-motorized trails	N/A	N/A	N/A	5	5
Percent of Gen. Fund Budget – committed to arts, culture & recreation	.0014	.0014	.0014	.0014	.0014
Acres of Parks per thousand residents	.4140	.4140	.4140	.4140	.4140
Percent of community with curbside recycling	0	0	0	0	0

Economic	2011	2012	2013	2014	2015
% of Community with access to broadband	.80	.100	.100	.100	.100
% of Community with age 25+ with a Bachelor Degree or higher	.16	.22	.22	.22	.22
Average age of critical infrastructure	N/A	73	74	74	74
Government Unit Specific	County wide	County wide	County Wide	County wide	County wide